


# wireframe

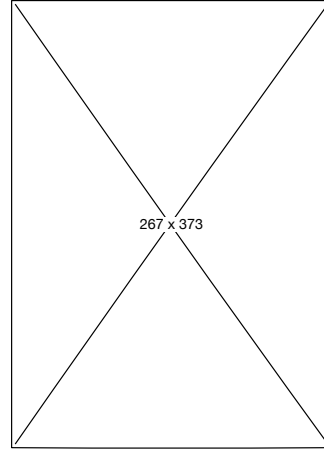
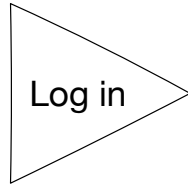
Exported at: Tue Mar 12 2013 22:07:37 GMT-0500 (CDT)

## Home

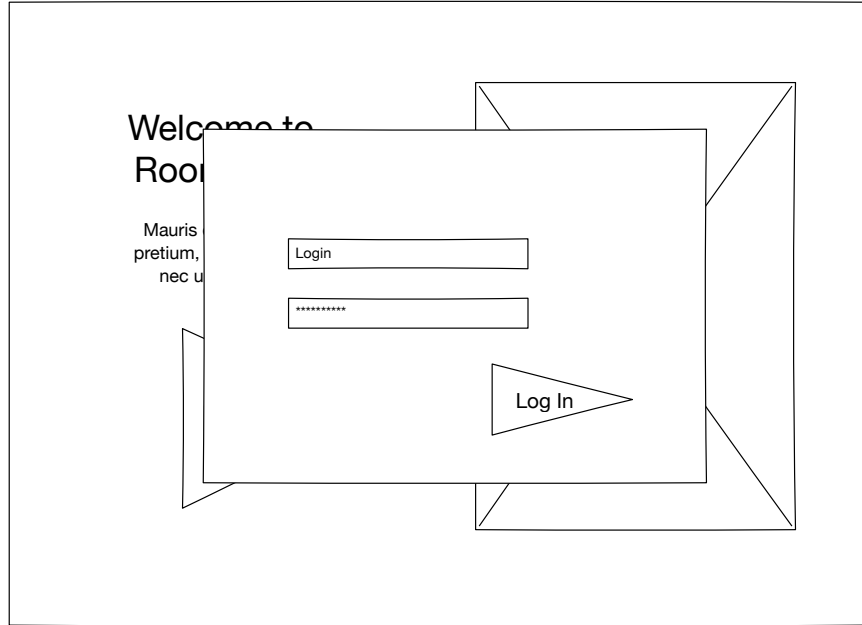


## Welcome to Roombook

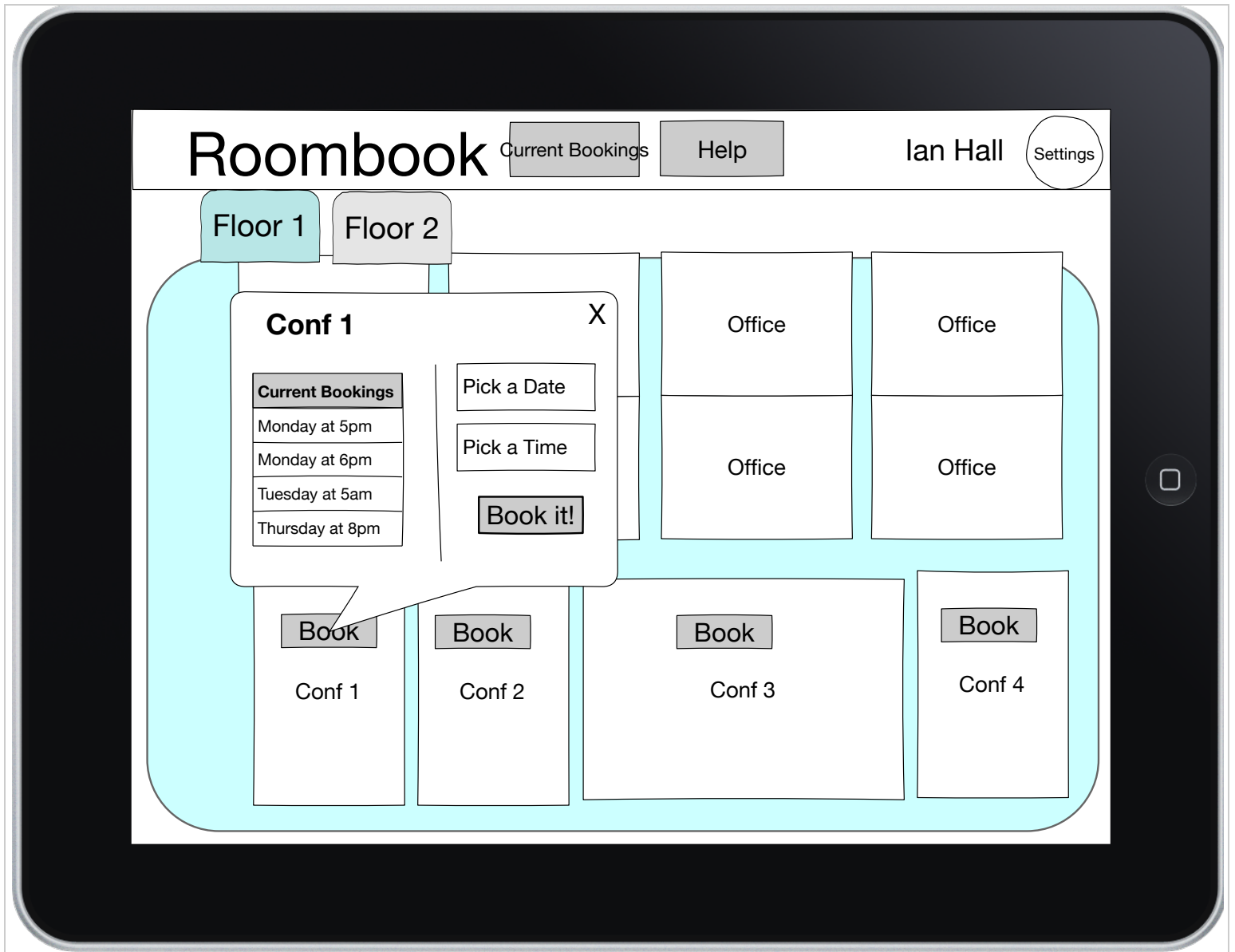
Mauris egestas, enim eu sagittis  
pretium, neque tellus tincidunt est,  
nec ultricies leo orci ut odio.



# Login Popover



The image shows a mobile application interface for a room booking system. The app is titled "Roombook" and is displayed on a tablet. The interface includes a header with the title, navigation buttons for "Current Bookings" and "Help", the user's name "Ian Hall", and a "Settings" button. Below the header, there are two tabs for "Floor 1" and "Floor 2". The main area displays a floor plan with a grid of rooms. The top two rows consist of eight "Office" rooms arranged in a 2x4 grid. The bottom row features four conference rooms, each with a "Book" button and a label: "Conf 1", "Conf 2", "Conf 3", and "Conf 4". The entire floor plan area is highlighted with a light blue border. On the right side of the tablet, a home button is visible.



# Roombook

Current Bookings

Help

Ian Hall

Settings

Floor 1

Floor 2

**Conf 1** X

**Current Bookings**

Monday at 5pm

Monday at 6pm

Tuesday at 5am

Thursday at 8pm

Book it!

**Conf 2** X

**Current Bookings**

None

Book it!

Office

Office

Office

Office

Book

Conf 1

Book

Conf 2

Book

Conf 3

Book

Conf 4